

## Douglas County Criminal Justice Statistics - 6/28/21

### Douglas County Correctional Facility - updated each Friday

Current population	141
<b>Population by gender, race, and ethnicity</b>	
Male	118 84%
Female	23 16%
Asian	1 1%
Black	39 28%
Native American	11 8%
White	90 64%
Hispanic	6 4%
Non-Hispanic	134 96%

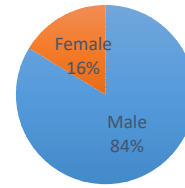
#### Population by county of residence

Douglas County resident	97 69%
Not Douglas County resident	44 31%

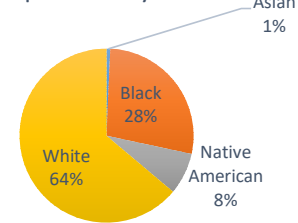
#### Population housed out-of-county, by gender

Total	3
Male	3 100%
Female	0 0%

Population by Gender



Population by Race



### Criminal Justice Services - updated on the first day of each month

#### Pretrial Release

An alternative to incarceration program established in 2017. Information is available at: <http://dgcoks.org/pretrialrelease>.

Total served since 2017	1,167
Current population	195

#### Population by gender, race, and ethnicity

Male	157 81%
Female	38 19%
Asian	0 0%
Black	47 24%
Native American	10 5%
White	138 71%
Hispanic	5 3%
Non-Hispanic	190 97%

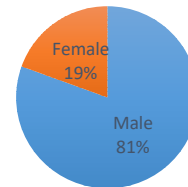
#### Population by electronic monitoring

Electronic monitoring	101 52%
No electronic monitoring	92 48%

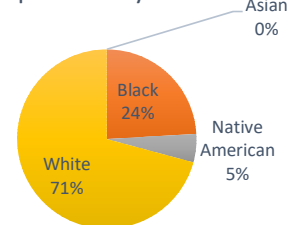
	May	Last 4 Months
Total seen at first appearance	67	249
Total eligible for pretrial program	38	149
Total approved	32	131
Percent of eligible approved	84%	88%

Monitoring closed successfully	24	83
New charge (monitoring suspended)	0	0
Failure to appear (monitoring suspended)	3	25
Failure to comply (additional conditions added by the court)	0	7

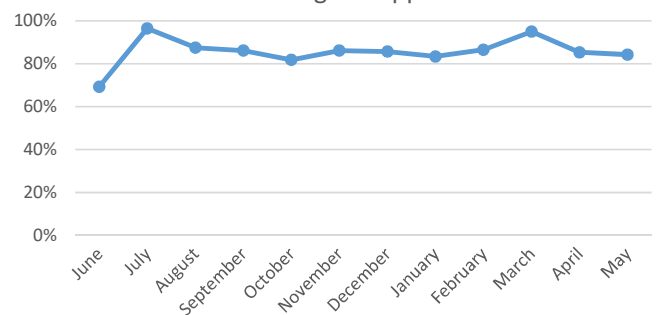
Population by Gender



Population by Race



Percent of Eligible Approved



## House Arrest

In operation since October 2017, the house arrest program allows approved individuals to serve a sentence out of custody and within the community. Information is available at: <http://dgcoks.org/housearrest>.

Current population 39

### Population by adult status

Adult 32 82%  
 Juvenile 7 18%

### Population by gender and race

Male 27 73%  
 Female 10 27%

Asian 0 0%  
 Black 8 22%  
 Native American 2 5%  
 White 27 73%

### Population by court jurisdiction

Municipal Court 14 36%  
 District Court 25 64%

	May	Last 4 Months
Successfully completed	9	41
Closed due to non-compliance	2	4
Total completed	11	45
<i>Percent successfully completed</i>	<i>82%</i>	<i>91%</i>

## Behavioral Health Court

A special court docket for people with complex behavioral health and substance abuse needs who want to participate and have been resistant to treatment. Established in 2017. Information at: <http://dgcoks.org/bhcourt>.

Current participants 21  
 Successful graduates 34  
 Terminations 21  
 Voluntary withdrawals 6

## Drug Court

Drug Court, established in 2020, seeks to reduce recidivism of individuals with a substance use disorder. Information at: <https://www.douglascountyks.org/depts/district-attorney/douglas-county-drug-court-information>

Current participants 9  
 Successful graduates 1  
 Terminations 3  
 Voluntary withdrawals 0

## Enhanced Diversion

Enhanced Diversion is an alternative to incarceration program for higher-risk, higher-needs individuals, established in 2021. Participants receive support in accessing community resources and for issues such as addiction and mental illness.

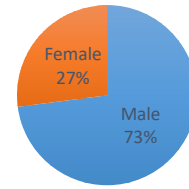
Number assessed for the program 23

### Admission status

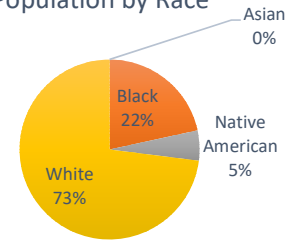
Accepted to enhanced diversion 5 22%  
 Accepted to regular diversion 2 9%  
 Denied 2 9%  
 Pending 14 61%

### Gender, race, ethnicity of people accepted

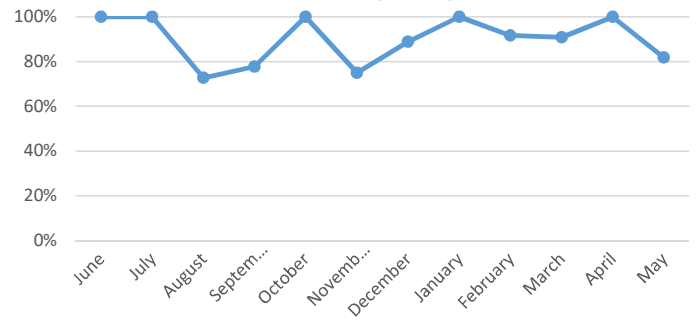
Population by Gender



Population by Race



Percent Successfully Completed



Male	6
Female	1
White	7
Black	0
Hispanic	0
Non-Hispanic	7

**Gender, race, ethnicity of people denied**

Male	2
Female	0
White	1
Black	1
Hispanic	0
Non-Hispanic	2

**District Attorney's Office** - updated on the first day of the month

**Women's Diversion Project**

The Women's Substance Use Disorder Prosecutor-Led Diversion and Treatment Program was established in 2018. Information at: <http://dgcoks.org/specialdiversion>

Successful graduates	7
Currently in program	1