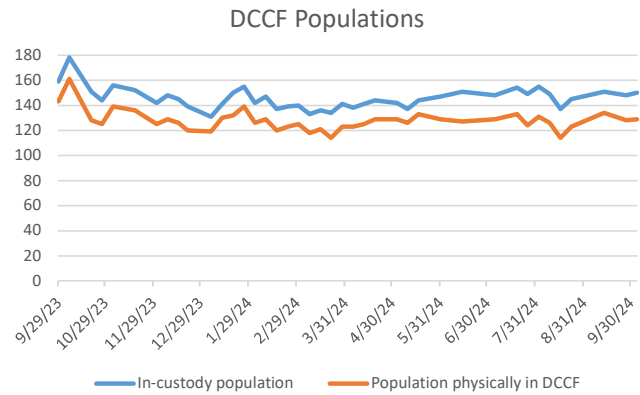
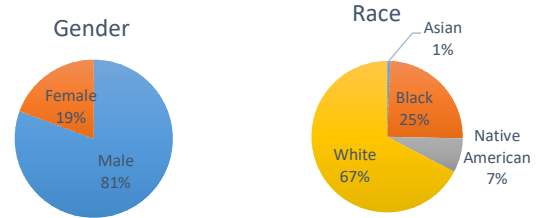


## Douglas County Criminal Justice Statistics - 10/4/24

### Douglas County Correctional Facility (DCCF) - updated each Friday

|   |         |
|---|---------|
| In-custody population   | 150     |
| <b>In-custody population by gender, race, and ethnicity</b>       |         |
| Male  | 121 81% |
| Female  | 29 19%  |
| Asian   | 1 1%    |
| Black   | 37 25%  |
| Native American   | 11 7%   |
| White   | 101 67% |
| Hispanic  | 12 8%   |
| Non-Hispanic  | 138 92% |
| <b>In-custody population by county of residence</b>               |         |
| Douglas County resident   | 114 76% |
| Not Douglas County resident                                       | 30 20%  |
| No address (usually homeless in Dg Co)                            | 6 4%    |
| <b>Population housed in other county jails</b>                    |         |
| Population at inpatient psychiatric and drug treatment facilities | 19      |
| Population physically in DCCF                                     | 129     |
| Awaiting Larned/Osawat. bed for competency                        | 6       |

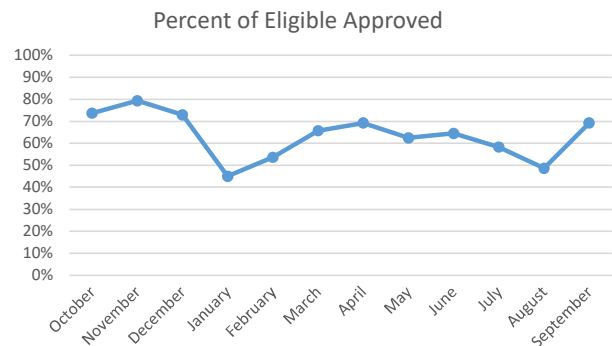
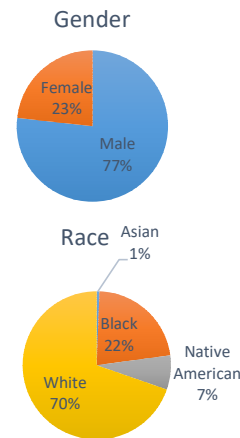


### Criminal Justice Services - updated on the first day of each month

#### Pretrial Release Program

An alternative to incarceration program established in 2017. Information is available at: <https://douglascountyks.org/depts/pretrial/faq>.

|  |                  |                      |
|--|------------------|----------------------|
| Total supervisions since 2017                                | 2,717            |                      |
| Current population   | 176              |                      |
| <b>Population by gender, race, and ethnicity</b>             |                  |                      |
| Male   | 135 77%          |                      |
| Female   | 41 23%           |                      |
| Asian  | 1 1%             |                      |
| Black  | 39 22%           |                      |
| Native American  | 13 7%            |                      |
| White  | 122 70%          |                      |
| Hispanic   | 17 10%           |                      |
| Non-Hispanic   | 159 90%          |                      |
| <b>Population by electronic monitoring</b>                   |                  |                      |
| Electronic monitoring  | 33 19%           |                      |
| No electronic monitoring                                     | 143 81%          |                      |
| <b>Pretrial Program Performance</b>                          |                  |                      |
|  | <u>September</u> | <u>Last 4 Months</u> |
| Total seen at in-custody first appearance                    | 68               | 244                  |
| Total eligible for pretrial program                          | 37               | 150                  |
| Total approved for pretrial program                          | 18               | 88                   |
| Percent of eligible approved                                 | 49%              | 59%                  |
| <b>Monitoring Outcomes</b>                                   |                  |                      |
| Monitoring closed successfully                               | 15               | 79                   |
| New charge (monitoring suspended)                            | 0                | 1                    |
| Failure to appear (monitoring suspended)                     | 9                | 34                   |
| Failure to comply (additional conditions added by the court) | 1                | 5                    |
| Percent closed successfully                                  | 60%              | 66%                  |

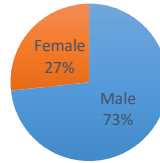


### House Arrest Program

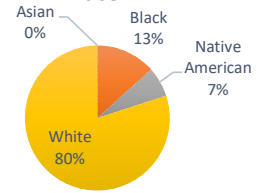
In operation since October 2017, the house arrest program allows approved individuals to serve a sentence out of custody and within the community. Information is available <http://dgcoks.org/housearrest>.

|   |                  |                      |
|---|------------------|----------------------|
| Current population                      | 15               |                      |
| <b>Population by adult status</b>       |                  |                      |
| Adult                                   | 14 93%           |                      |
| Juvenile                                | 1 7%             |                      |
| <b>Population by gender and race</b>    |                  |                      |
| Male                                    | 11 73%           |                      |
| Female                                  | 4 27%            |                      |
| Asian                                   | 0 0%             |                      |
| Black                                   | 2 13%            |                      |
| Native American                         | 1 7%             |                      |
| White                                   | 12 80%           |                      |
| Hispanic                                | 1 7%             |                      |
| Non-Hispanic                            | 14 93%           |                      |
| <b>Population by court jurisdiction</b> |                  |                      |
| Municipal Court                         | 10 67%           |                      |
| District Court                          | 5 33%            |                      |
|   | <b>September</b> | <b>Last 4 Months</b> |
| Successfully completed                  | 11               | 31                   |
| Closed due to non-compliance            | 1                | 5                    |
| Total completed                         | 12               | 36                   |
| Percent successfully completed          | 92%              | 86%                  |

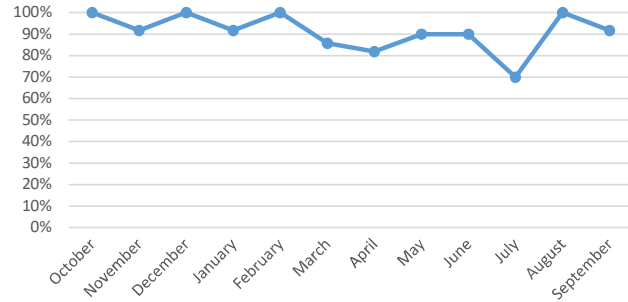
Gender



Race



Percent Successfully Completed



### Behavioral Health Court

A specialty court docket for people with complex behavioral health and substance abuse needs. Established in 2017. Information at: <https://www.dgcoks.gov/behavioral-health-court>.

|                                     |     |
|-------------------------------------|-----|
| Current participants                | 20  |
| <u>Exits since start of program</u> |     |
| Successful graduates                | 77  |
| Terminations/discharges             | 42  |
| Voluntary withdrawals and transfers | 21  |
| Graduation rate                     | 55% |

### Drug Court

Drug Court, established in 2020, seeks to reduce recidivism of individuals with a substance use disorder. Information at: <https://www.dgcoks.gov/drug-court>.

|                                     |     |
|-------------------------------------|-----|
| Current participants                | 20  |
| <u>Exits since start of program</u> |     |
| Successful graduates                | 26  |
| Terminations                        | 13  |
| Voluntary withdrawals and transfers | 6   |
| Graduation rate                     | 58% |