

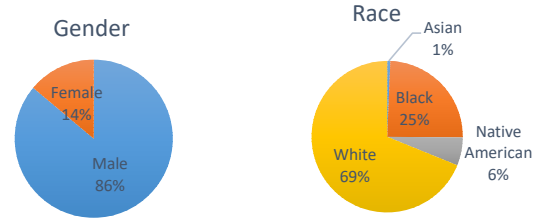
## Douglas County Criminal Justice Statistics - 10/18/24

### Douglas County Correctional Facility (DCCF) - updated each Friday

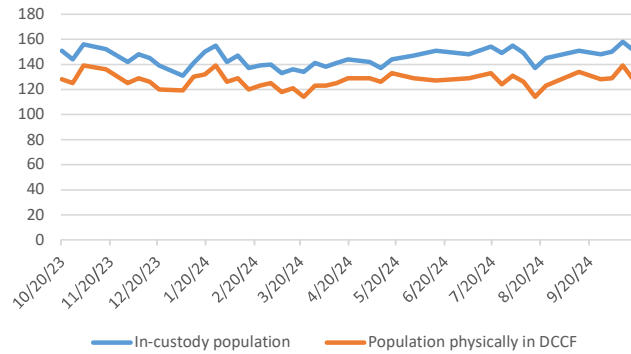
In-custody population	151
<b>In-custody population by gender, race, and ethnicity</b>	
Male	130 86%
Female	21 14%
Asian	1 1%
Black	37 25%
Native American	9 6%
White	104 69%
Hispanic	12 8%
Non-Hispanic	139 92%

<b>In-custody population by county of residence</b>	
Douglas County resident	115 76%
Not Douglas County resident	30 20%
No address (usually homeless in Dg Co)	6 4%

Population housed in other county jails	8
Population at inpatient psychiatric and drug treatment facilities	16
Population physically in DCCF	127
Awaiting Larned/Osawat. bed for competency	6



DCCF Populations



### Criminal Justice Services - updated on the first day of each month

#### Pretrial Release Program

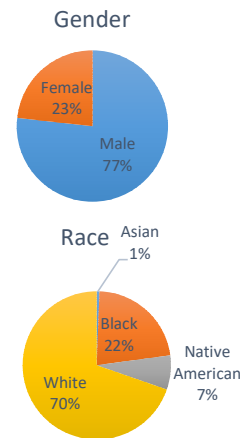
An alternative to incarceration program established in 2017. Information is available at: <https://douglascountyks.org/depts/pretrial/faq>.

Total supervisions since 2017	2,717
Current population	176

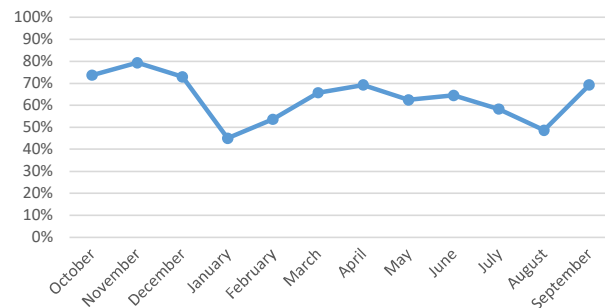
<b>Population by gender, race, and ethnicity</b>	
Male	135 77%
Female	41 23%
Asian	1 1%
Black	39 22%
Native American	13 7%
White	122 70%
Hispanic	17 10%
Non-Hispanic	159 90%

<b>Population by electronic monitoring</b>	
Electronic monitoring	33 19%
No electronic monitoring	143 81%

	September	Last 4 Months
Total seen at in-custody first appearance	68	244
Total eligible for pretrial program	37	150
Total approved for pretrial program	18	88
Percent of eligible approved	49%	59%
Monitoring closed successfully	15	79
New charge (monitoring suspended)	0	1
Failure to appear (monitoring suspended)	9	34
Failure to comply (additional conditions added by the court)	1	5
Percent closed successfully	60%	66%



Percent of Eligible Approved

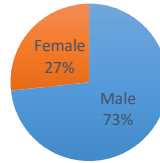


### House Arrest Program

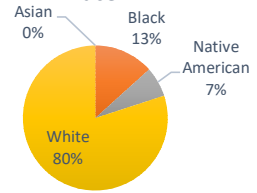
In operation since October 2017, the house arrest program allows approved individuals to serve a sentence out of custody and within the community. Information is available <http://dgcoks.org/housearrest>.

Current population	15	
<b>Population by adult status</b>		
Adult	14 93%	
Juvenile	1 7%	
<b>Population by gender and race</b>		
Male	11 73%	
Female	4 27%	
Asian	0 0%	
Black	2 13%	
Native American	1 7%	
White	12 80%	
Hispanic	1 7%	
Non-Hispanic	14 93%	
<b>Population by court jurisdiction</b>		
Municipal Court	10 67%	
District Court	5 33%	
	<b>September</b>	<b>Last 4 Months</b>
Successfully completed	11	31
Closed due to non-compliance	1	5
Total completed	12	36
<i>Percent successfully completed</i>	<i>92%</i>	<i>86%</i>

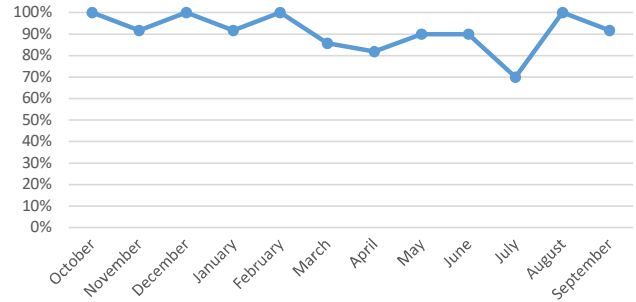
Gender



Race



Percent Successfully Completed



### Behavioral Health Court

A specialty court docket for people with complex behavioral health and substance abuse needs. Established in 2017. Information at: <https://www.dgcoks.gov/behavioral-health-court>.

Current participants	20
<u>Exits since start of program</u>	
Successful graduates	77
Terminations/discharges	42
Voluntary withdrawals and transfers	21
<i>Graduation rate</i>	<i>55%</i>

### Drug Court

Drug Court, established in 2020, seeks to reduce recidivism of individuals with a substance use disorder. Information at: <https://www.dgcoks.gov/drug-court>.

Current participants	20
<u>Exits since start of program</u>	
Successful graduates	26
Terminations	13
Voluntary withdrawals and transfers	6
<i>Graduation rate</i>	<i>58%</i>