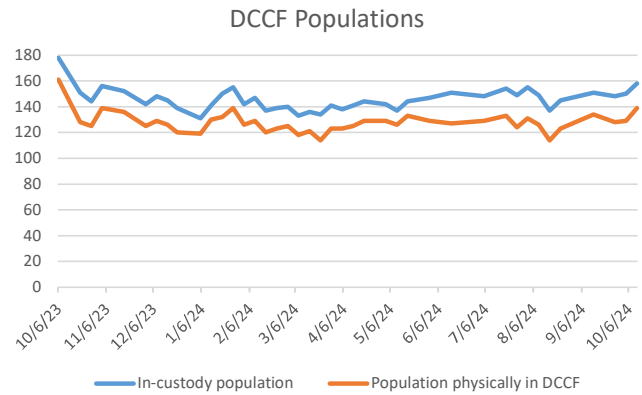
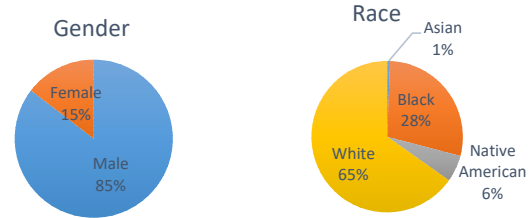


# Douglas County Criminal Justice Statistics - 10/11/24

## Douglas County Correctional Facility (DCCF) - updated each Friday

In-custody population	158
<b>In-custody population by gender, race, and ethnicity</b>	
Male	135 85%
Female	23 15%
Asian	1 1%
Black	45 28%
Native American	9 6%
White	103 65%
Hispanic	11 7%
Non-Hispanic	147 93%
<b>In-custody population by county of residence</b>	
Douglas County resident	120 76%
Not Douglas County resident	31 20%
No address (usually homeless in Dg Co)	7 4%
<b>Population housed in other county jails</b>	
Population at inpatient psychiatric and drug treatment facilities	17
Population physically in DCCF	139
Awaiting Larned/Osawat. bed for competency	6

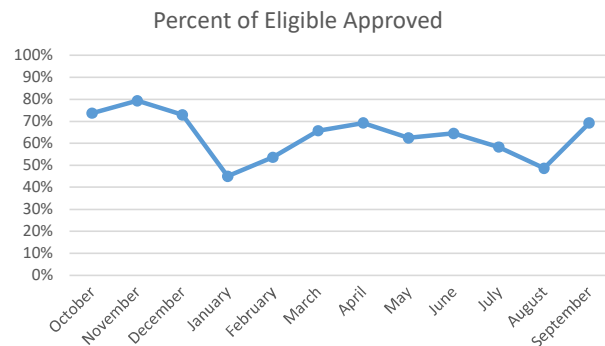
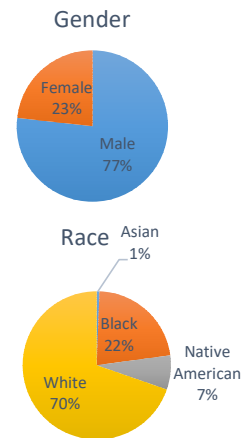


## Criminal Justice Services - updated on the first day of each month

### Pretrial Release Program

An alternative to incarceration program established in 2017. Information is available at: <https://douglascountyks.org/depts/pretrial/faq>.

Total supervisions since 2017	2,717	
Current population	176	
<b>Population by gender, race, and ethnicity</b>		
Male	135 77%	
Female	41 23%	
Asian	1 1%	
Black	39 22%	
Native American	13 7%	
White	122 70%	
Hispanic	17 10%	
Non-Hispanic	159 90%	
<b>Population by electronic monitoring</b>		
Electronic monitoring	33 19%	
No electronic monitoring	143 81%	
<b>Pretrial Program Performance</b>		
	<u>September</u>	<u>Last 4 Months</u>
Total seen at in-custody first appearance	68	244
Total eligible for pretrial program	37	150
Total approved for pretrial program	18	88
Percent of eligible approved	49%	59%
<b>Monitoring Outcomes</b>		
Monitoring closed successfully	15	79
New charge (monitoring suspended)	0	1
Failure to appear (monitoring suspended)	9	34
Failure to comply (additional conditions added by the court)	1	5
Percent closed successfully	60%	66%

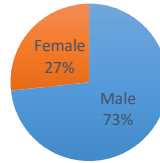


### House Arrest Program

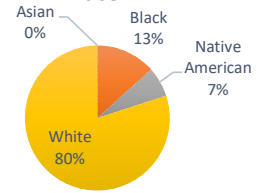
In operation since October 2017, the house arrest program allows approved individuals to serve a sentence out of custody and within the community. Information is available <http://dgcoks.org/housearrest>.

Current population	15	
<b>Population by adult status</b>		
Adult	14 93%	
Juvenile	1 7%	
<b>Population by gender and race</b>		
Male	11 73%	
Female	4 27%	
Asian	0 0%	
Black	2 13%	
Native American	1 7%	
White	12 80%	
Hispanic	1 7%	
Non-Hispanic	14 93%	
<b>Population by court jurisdiction</b>		
Municipal Court	10 67%	
District Court	5 33%	
	<b>September</b>	<b>Last 4 Months</b>
Successfully completed	11	31
Closed due to non-compliance	1	5
Total completed	12	36
<i>Percent successfully completed</i>	<i>92%</i>	<i>86%</i>

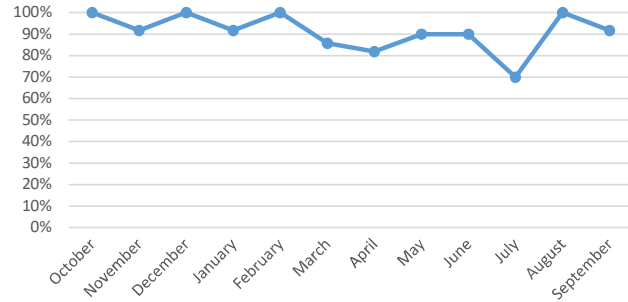
Gender



Race



Percent Successfully Completed



### Behavioral Health Court

A specialty court docket for people with complex behavioral health and substance abuse needs. Established in 2017. Information at: <https://www.dgcoks.gov/behavioral-health-court>.

Current participants	20
<u>Exits since start of program</u>	
Successful graduates	77
Terminations/discharges	42
Voluntary withdrawals and transfers	21
<i>Graduation rate</i>	<i>55%</i>

### Drug Court

Drug Court, established in 2020, seeks to reduce recidivism of individuals with a substance use disorder. Information at: <https://www.dgcoks.gov/drug-court>.

Current participants	20
<u>Exits since start of program</u>	
Successful graduates	26
Terminations	13
Voluntary withdrawals and transfers	6
<i>Graduation rate</i>	<i>58%</i>