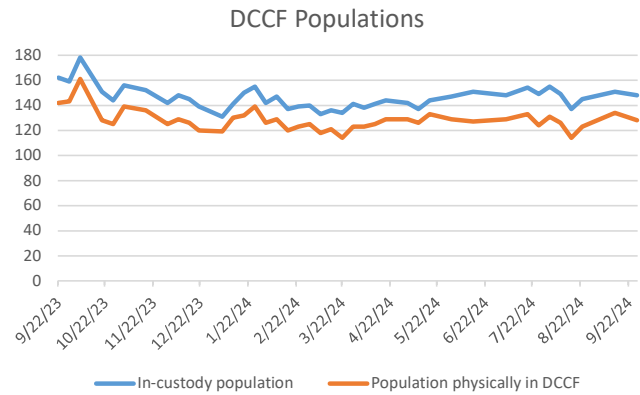
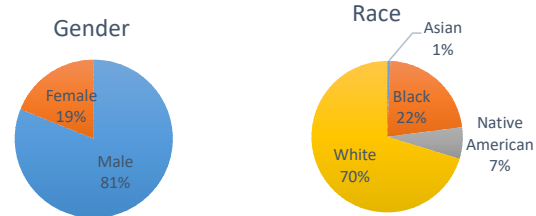


## Douglas County Criminal Justice Statistics - 9/27/24

### Douglas County Correctional Facility (DCCF) - updated each Friday

In-custody population	148
<b>In-custody population by gender, race, and ethnicity</b>	
Male	120 81%
Female	28 19%
Asian	1 1%
Black	33 22%
Native American	10 7%
White	104 70%
Hispanic	11 7%
Non-Hispanic	137 93%
<b>In-custody population by county of residence</b>	
Douglas County resident	114 77%
Not Douglas County resident	26 18%
No address (usually homeless in Dg Co)	8 5%
<b>Population housed in other county jails</b>	
Population at inpatient psychiatric and drug treatment facilities	16
Population physically in DCCF	128
Awaiting Larned/Osawat. bed for competency	5



### Criminal Justice Services - updated on the first day of each month

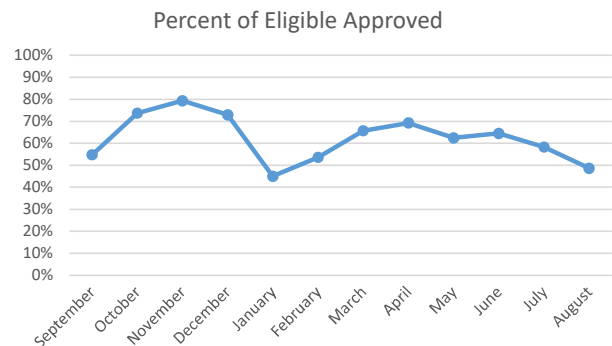
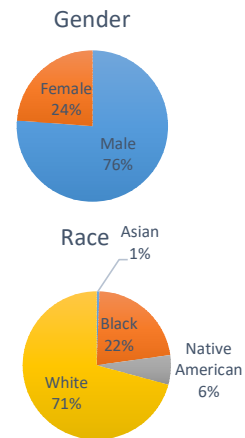
#### Pretrial Release Program

An alternative to incarceration program established in 2017. Information is available at: <https://douglascountyks.org/depts/pretrial/faq>.

Total supervisions since 2017	2,695
Current population	172
<b>Population by gender, race, and ethnicity</b>	
Male	131 76%
Female	41 24%
Asian	1 1%
Black	38 22%
Native American	11 6%
White	121 71%
Hispanic	15 9%
Non-Hispanic	157 91%

<b>Population by electronic monitoring</b>	
Electronic monitoring	36 21%
No electronic monitoring	136 79%

	August	Last 4 Months
Total seen at in-custody first appearance	68	244
Total eligible for pretrial program	37	150
Total approved for pretrial program	18	88
Percent of eligible approved	49%	59%
<b>Monitoring closed successfully</b>		
Monitoring closed successfully	28	83
New charge (monitoring suspended)	1	2
Failure to appear (monitoring suspended)	9	30
Failure to comply (additional conditions added by the court)	3	7
Percent closed successfully	68%	68%



### House Arrest Program

In operation since October 2017, the house arrest program allows approved individuals to serve a sentence out of custody and within the community. Information is available <http://dgcoks.org/housearrest>.

Current population 13

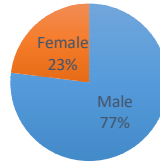
Population by adult status	
Adult	12 92%
Juvenile	1 8%

Population by gender and race	
Male	10 77%
Female	3 23%
Asian	0 0%
Black	1 8%
Native American	1 8%
White	11 85%
Hispanic	1 8%
Non-Hispanic	12 92%

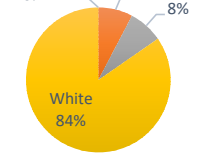
Population by court jurisdiction	
Municipal Court	8 62%
District Court	5 38%

	August	Last 4 Months
Successfully completed	4	29
Closed due to non-compliance	0	5
Total completed	4	34
Percent successfully completed	100%	85%

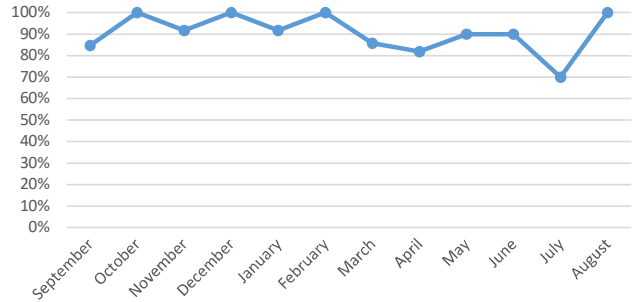
Gender



Race



Percent Successfully Completed



### Behavioral Health Court

A specialty court docket for people with complex behavioral health and substance abuse needs. Established in 2017. Information at: <https://www.dgcoks.gov/behavioral-health-court>.

Current participants	21
<u>Exits since start of program</u>	
Successful graduates	76
Terminations/discharges	42
Voluntary withdrawals and transfers	21
Graduation rate	54%

### Drug Court

Drug Court, established in 2020, seeks to reduce recidivism of individuals with a substance use disorder. Information at: <https://www.dgcoks.gov/drug-court>.

Current participants	18
<u>Exits since start of program</u>	
Successful graduates	26
Terminations	13
Voluntary withdrawals and transfers	6
Graduation rate	58%