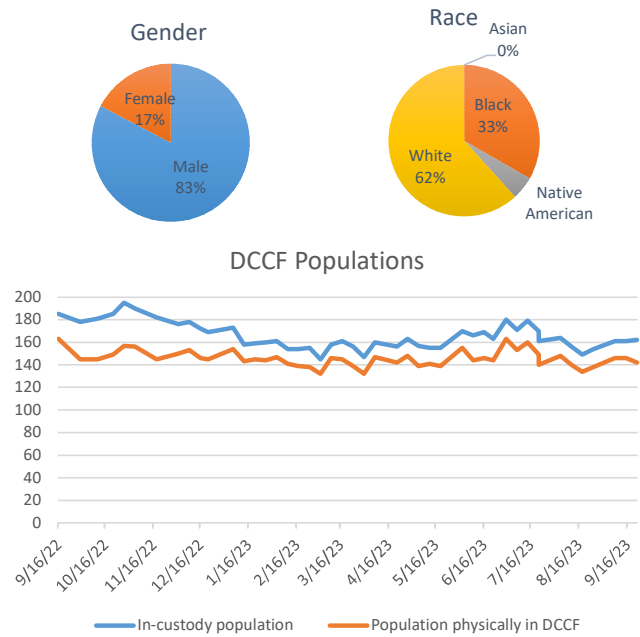


Douglas County Criminal Justice Statistics - 9/22/23

Douglas County Correctional Facility (DCCF) - updated each Friday

| | |
|---|---------|
| In-custody population | 162 |
| In-custody population by gender, race, and ethnicity | |
| Male | 134 83% |
| Female | 28 17% |
| Asian | 0 0% |
| Black | 54 33% |
| Native American | 8 5% |
| White | 100 62% |
| Hispanic | 8 5% |
| Non-Hispanic | 154 95% |
| In-custody population by county of residence | |
| Douglas County resident | 120 74% |
| Not Douglas County resident | 35 22% |
| No address (usually homeless in Dg Co) | 7 4% |
| Population housed in other county jails | |
| Population at inpatient psychiatric and drug treatment facilities | 13 |
| Population physically in DCCF | 142 |
| Awaiting Larned/Osawat. bed for competency | 10 |



Criminal Justice Services - updated on the first day of each month

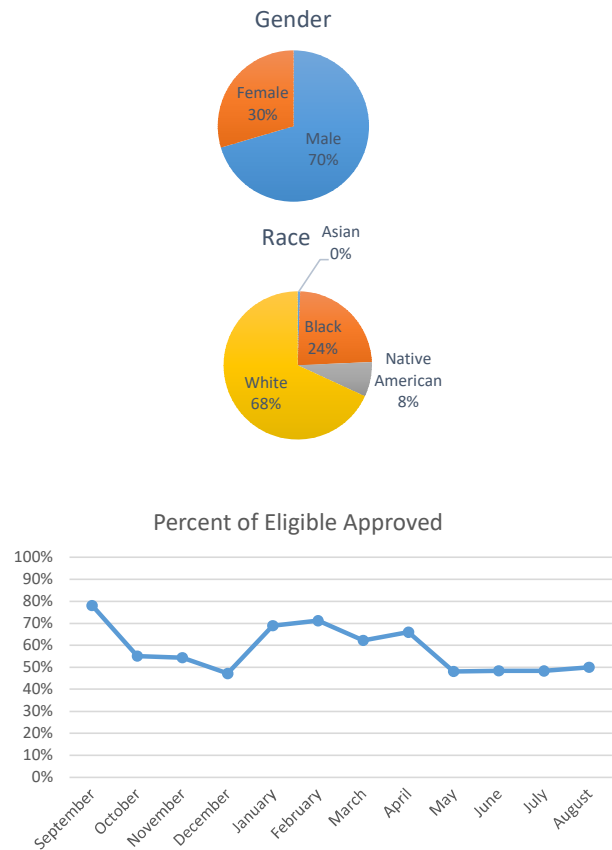
Pretrial Release Program

An alternative to incarceration program established in 2017. Information is available at: <https://douglascountyks.org/depts/pretrial/faq>.

| | |
|--|---------|
| Total supervisions since 2017 | 2,327 |
| Current population | 186 |
| Population by gender, race, and ethnicity | |
| Male | 131 70% |
| Female | 55 30% |
| Asian | 1 1% |
| Black | 44 24% |
| Native American | 14 8% |
| White | 126 68% |
| Hispanic | 10 5% |
| Non-Hispanic | 176 95% |

| | |
|--|---------|
| Population by electronic monitoring | |
| Electronic monitoring | 43 23% |
| No electronic monitoring | 143 77% |

| | August | Last 4 Months |
|--|--------|---------------|
| Total seen at in-custody first appearance | 62 | 290 |
| Total eligible for pretrial program | 48 | 224 |
| Total approved for pretrial program | 24 | 109 |
| Percent of eligible approved | 50% | 49% |
| Monitoring closed successfully | 20 | 83 |
| New charge (monitoring suspended) | 0 | 1 |
| Failure to appear (monitoring suspended) | 8 | 39 |
| Failure to comply (additional conditions added by the court) | 5 | 8 |
| Percent closed successfully | 61% | 63% |

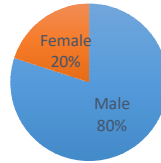


House Arrest Program

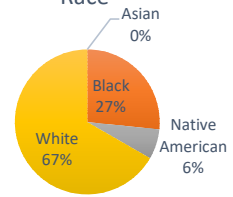
In operation since October 2017, the house arrest program allows approved individuals to serve a sentence out of custody and within the community. Information is available <http://dgcoks.org/housearrest>.

| | | |
|---|---------------|----------------------|
| Current population | 15 | |
| Population by adult status | | |
| Adult | 15 100% | |
| Juvenile | 0 0% | |
| Population by gender and race | | |
| Male | 12 80% | |
| Female | 3 20% | |
| Asian | 0 0% | |
| Black | 4 27% | |
| Native American | 1 7% | |
| White | 10 67% | |
| Hispanic | 1 7% | |
| Non-Hispanic | 14 93% | |
| Population by court jurisdiction | | |
| Municipal Court | 8 53% | |
| District Court | 7 47% | |
| | <u>August</u> | <u>Last 4 Months</u> |
| Successfully completed | 7 | 43 |
| Closed due to non-compliance | 2 | 6 |
| Total completed | 9 | 49 |
| Percent successfully completed | 78% | 88% |

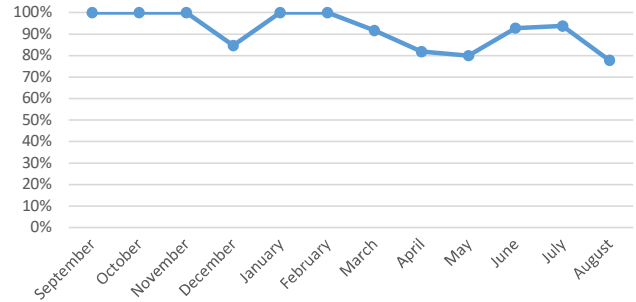
Gender



Race



Percent Successfully Completed



Behavioral Health Court

A specialty court docket for people with complex behavioral health and substance abuse needs. Established in 2017. Information at: <http://dgcoks.org/bhcourt>.

| | |
|-------------------------------------|-----|
| Current participants | 25 |
| <u>Exits since start of program</u> | |
| Successful graduates | 58 |
| Terminations/discharges | 32 |
| Voluntary withdrawals and transfers | 19 |
| Graduation rate | 53% |

Drug Court

Drug Court, established in 2020, seeks to reduce recidivism of individuals with a substance use disorder. Information at: <https://www.douglascountyks.org/depts/district-attorney/douglas-county-drug-court-information>

| | |
|-------------------------------------|-----|
| Current participants | 17 |
| <u>Exits since start of program</u> | |
| Successful graduates | 16 |
| Terminations | 9 |
| Voluntary withdrawals and transfers | 5 |
| Graduation rate | 53% |